
squiggles Documentation

Release 0.1.0

Jonathan Bayless

Nov 24, 2020

BASICS

| | | |
|----------|----------------------------------|-----------|
| 1 | Getting Started | 3 |
| 2 | Table of Contents | 5 |
| 2.1 | Installation | 5 |
| 2.2 | Example Paths | 6 |
| 2.3 | Constraints | 9 |
| 2.4 | Controller Suggestions | 10 |
| 2.5 | Physical Models | 11 |
| 2.6 | The Math | 12 |
| 2.7 | Library API | 13 |
| 2.8 | Release Notes | 29 |
| 2.9 | Resources | 29 |
| | Index | 31 |



Squiggles.

A library for generating spline-based paths for robots.

The “squiggles” created by this path generation library allow for smooth, fast autonomous movements. Robots can follow the generated paths through the use of the wheel velocities calculated at each point *along with an appropriate feedback controller*.

GETTING STARTED

1. Install the Library

The list of installation options and their instructions can be found in [Installation](#).

2. Find Your Robot's Constraints

The guide in [Constraints](#) should help you identify the size and speed of your robot.

3. Generate Some Paths

You can follow along with the examples in [Example Paths](#) or jump straight into the [Library API](#).

4. Add a Closed Loop Controller

It is possible to directly command the generated wheel velocities to a robot but any mismatch between your robot measurements and reality will cause your robot to go off course. Writing a closed-loop path following controller is an exercise left to the reader but the [Controller Suggestions](#) document has some tips to help get you started.

TABLE OF CONTENTS

2.1 Installation

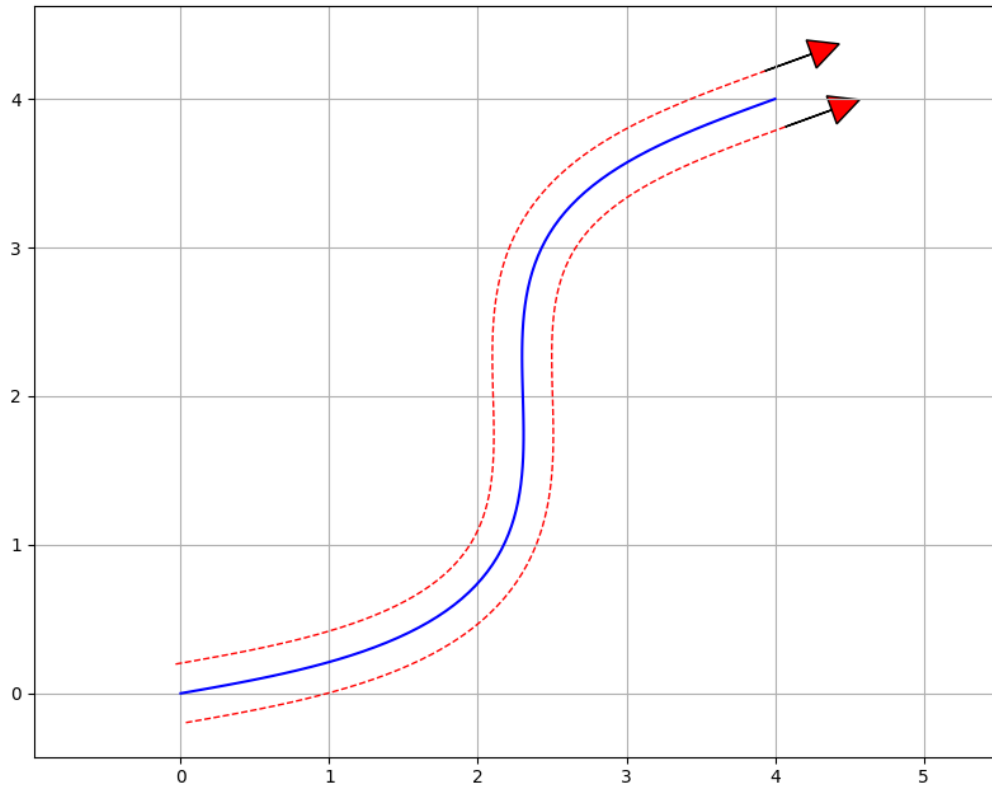
The Squiggles source code contains no external dependencies. You can include Squiggles in any existing project that uses C++20 standard by adding the contents of the *include* and *src* directories to your project.

You can also add Squiggles to your project as a static library by downloading [the latest release from Github](#).

For instructions on building the library in a development environment see [the Github CONTRIBUTING doc](#).

2.2 Example Paths

2.2.1 Basic Path



The above path can be created in three simple steps. First, define the *Constraints* with the robot's maximum velocity, acceleration, and jerk when driving:

```
#include "squiggles.hpp"

const double MAX_VEL    = 2.0; // in meters per second
const double MAX_ACCEL  = 3.0; // in meters per second per second
const double MAX_JERK   = 6.0; // in meters per second per second per second

squiggles::Constraints constraints = squiggles::Constraints(MAX_VEL, MAX_ACCEL, MAX_
↪JERK);
```

Then measure the width between the robot's wheels and create a *SplineGenerator* with the constraints and the width measurement:

```
#include "squiggles.hpp"

const double MAX_VEL    = 2.0; // in meters per second
```

(continues on next page)

(continued from previous page)

```

const double MAX_ACCEL  = 3.0; // in meters per second per second
const double MAX_JERK   = 6.0; // in meters per second per second per second
const double ROBOT_WIDTH = 0.4; // in meters

squiggles::Constraints constraints = squiggles::Constraints(MAX_VEL, MAX_ACCEL, MAX_
↪JERK);
squiggles::SplineGenerator generator = squiggles::SplineGenerator(
    constraints,
    std::make_shared<squiggles::TankModel>(ROBOT_WIDTH, constraints));

```

And finally let's set the starting and ending poses as shown in the image above:

```

#include "squiggles.hpp"

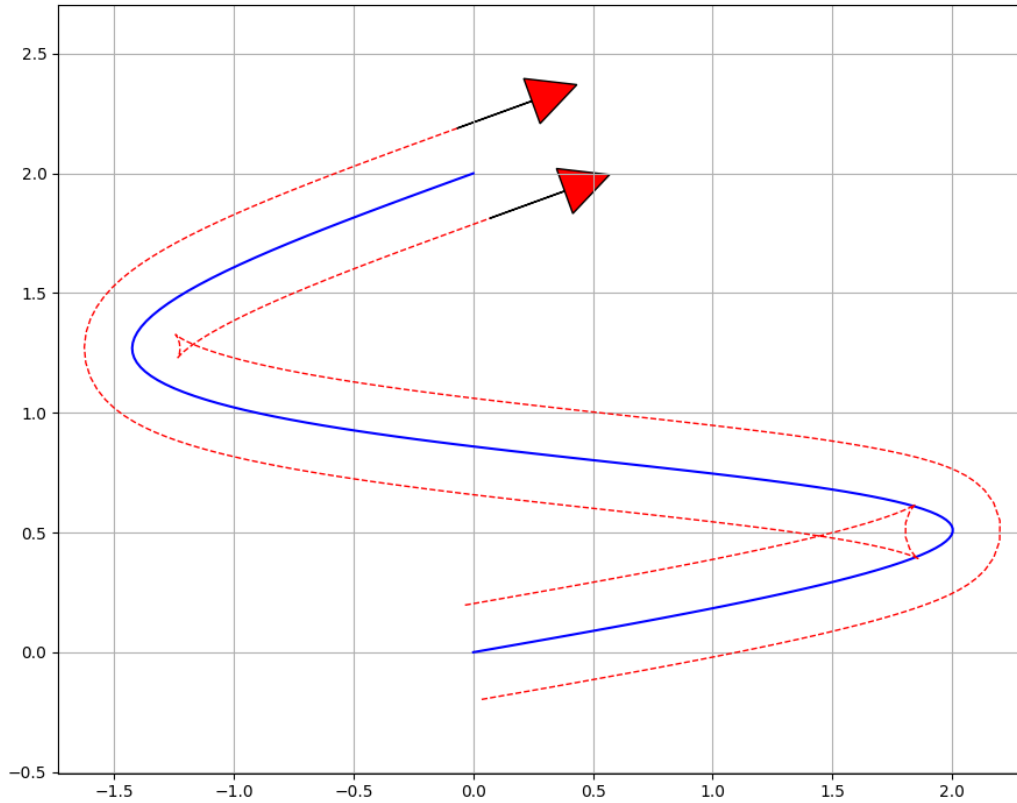
const double MAX_VEL      = 2.0; // in meters per second
const double MAX_ACCEL    = 3.0; // in meters per second per second
const double MAX_JERK     = 6.0; // in meters per second per second per second
const double ROBOT_WIDTH  = 0.4; // in meters

squiggles::Constraints constraints = squiggles::Constraints(MAX_VEL, MAX_ACCEL, MAX_
↪JERK);
squiggles::SplineGenerator generator = squiggles::SplineGenerator(
    constraints,
    std::make_shared<squiggles::TankModel>(ROBOT_WIDTH, constraints));

std::vector<squiggles::ProfilePoint> path = generator.generate({
    squiggles::Pose(0.0, 0.0, 1.0),
    squiggles::Pose(4.0, 4.0, 1.0)});

```

2.2.2 Tight Path

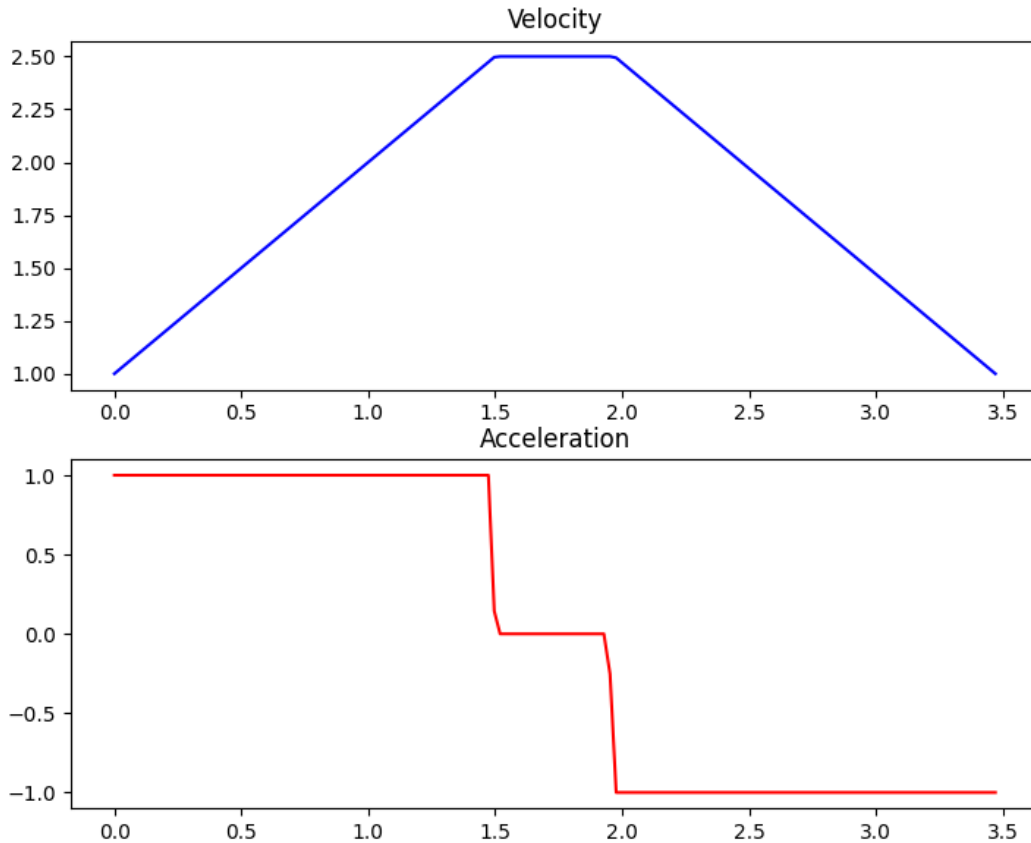


The generated paths can get a bit more interesting when trying to make tight turns. The path shown above sends negative velocities to the inner wheel during the turns in order to make turns in a small space.

We can reuse the `SplineGenerator` from the previous section for this second path. It is often easiest, though not required, to create the `SplineGenerator` once and call its `generate()` method as many times as needed.

```
std::vector<squiggles::ProfilePoint> path = generator.generate({
    squiggles::Pose(0.0, 0.0, 1.0),
    squiggles::Pose(0.0, 2.0, 1.0)});
```

2.3 Constraints



The robot's [Constraints](#) provide the maximum allowable dynamics for the generated paths. Careful measurement and configuration of these parameters ensures that the path will not expect the robot to move more quickly than it actually can. Resolving such discrepancies in the generated path and reality is an important first step in ensuring that the robot performs reliably.

2.3.1 Maximum Velocity

The simplest constraint for the robot's motion is its **Maximum Velocity**. This value can be found by one of two methods: calculation and measurement. There are a lot of options for measuring the maximum velocity; we'll focus on the calculation option here.

Calculating the theoretical maximum velocity can be done easily without using the actual robot. So long as you know the **wheel diameter** and **motor velocity** for the drivetrain you can calculate the robot's maximum velocity.

Let's say we have 4 inch wheels and 200rpm motors on the robot's drive. We'll first convert these values into the right units:

```
4 inches * 0.0254 inches/meter = 0.1016 meters
```

```
200 rpm / 60 seconds/minute = 3.333 revolutions per second
```

We then find the *circumference* of the wheels and multiply by the rate of rotation of the motor to get the velocity.

```
Circumference = PI * Diameter = 3.14 * 0.1016 = 0.319 meters  
Velocity = Circumference * Rotation Rate = 0.319 * 3.333 = 1.063 meters per second
```

2.3.2 Maximum Acceleration

Let's assume that we're using the same robot as above with the 4 inch wheels and 200 rpm motors. If we're using the *VEX V5 Smart Motors* <<https://www.vexrobotics.com/276-4840.html#additional>> on the drive then our 200 rpm motors will have a stall torque of 1.05 Nm. We won't be able to hit that value while keeping the robot moving and we don't want to push the motors *that* hard all the time. Let's set our maximum torque at 0.5 Nm for the robot's movements to keep the current down and the motors happy.

We can use the physics equations for torque and force to find the maximum acceleration for our robot. First, let's find the maximum force that the robot can deliver.

```
Torque = wheel radius * force  
0.5 Nm = (0.1016 meters / 2) * force  
Force = 9.843 N
```

We can then use Newton's second law and the mass of our fictional robot to find the maximum acceleration. It is important to remember that we are looking for the *sum* of the forces so we will account for each motor on the drive. Let's give our fictional robot 4 drive motors for a total of $9.843 * 4 = 39.372$ Newtons.

```
Sum of Force = mass * acceleration  
39.372 = 10 Kg * acceleration  
acceleration = 3.937 meters per second per second
```

2.3.3 Maximum Jerk

The calculations for maximum jerk are not nearly as convenient as the above calculations for velocity and acceleration. The easiest option for this parameter is to set it to an arbitrary value that's a bit larger than your acceleration, like twice as large. This can be a good fiddle-factor to get the robot's movement to be smoother or more aggressive than default.

2.3.4 Resources

- *Class Reference*

2.4 Controller Suggestions

The *motion profiles* help the robot's path-following abilities considerably but there are many factors that could prevent the robot from following the generated path. It is recommended to pair the output of Squiggles with a *feedback controller*.

A *velocity PID controller* is an easy start but a controller optimized for path following is the best choice. Small errors in a velocity controller are fine with systems like a flywheel but can cause a path-following robot to go wildly off course.

2.4.1 Pure Pursuit Controller

The [Pure Pursuit Controller](#) is the defacto standard for closed loop path following. Instead of trying to make the robot move to the nearest point along the path when it diverges the Pure Pursuit Controller anticipates moving to a point ahead on the path. The target point is the nearest point plus a *look ahead distance*. The Pure Pursuit Controller closes the control loop by using the robot's measured position – calculated by something like [odometry](#) – and finds the look ahead point from that measured position.

The Pure Pursuit Controller has been used extensively in FRC. A couple examples of its use for FRC are listed below:

- [Team 254's Implementation](#)
- [XiaoXie's Implementation](#)

The Pure Pursuit algorithm is best explained by [Alonzo Kelly's white paper](#). It is often helpful to reference this document in conjunction with an example Pure Pursuit implementation when writing your own take on the controller.

2.4.2 Ramsete Controller

The [Ramsete Controller](#) is another controller that is used for following paths. It does not look ahead to follow the path like the [Pure Pursuit Controller](#) but is best suited for correcting small errors.

Like Pure Pursuit, the Ramsete Controller has become quite popular in FRC. The [WPILib](#) library includes an implementation for the Ramsete Controller:

- [WPILib Implementation](#)

The following white papers are excellent resources to use when constructing your Ramsete Controller:

- [Tyler Veness' Controls Engineering in the FIRST Robotics Competition](#)
- [The original paper detailing the algorithm](#)

2.5 Physical Models

Physical Models define the translation from a velocity and curvature into wheel velocities. This additional limit is imposed to prevent conditions where the robot's linear velocity is within the velocity constraint but one of its wheels would need to exceed the velocity constraint to match the curvature at the point. The generated wheel velocities can also be used as a feedforward value in the control loop for following the path.

2.5.1 Tank Drive Model

The [TankModel](#) defines a Tank Drive model according to the [unicycle](#) model. This model translates the linear velocity and curvature at the point into two values: a velocity for the left side of the robot and a velocity for the right side. These velocities are used when constraining the robot's linear velocity. Additionally, the acceleration of each wheel is accounted for using the robot's linear acceleration and the curvature at the point. This additional constraint on the acceleration is applied during the motion profile phase of the path generation.

2.6 The Math

2.6.1 Quintic Polynomials

Each point along the generated path is determined by a Quintic Polynomial, or a polynomial function of the form $x(t) = a * t^5 + b * t^4 + c * t^3 + d * t^2 + e * t + f$. t is a unitless parameter that represents the length along the path that the point occurs at, in the range of $[0, 1]$. There is one polynomial for each dimension that the robot travels through; we have an x polynomial and a y polynomial for our 2D paths.

The source for the Quintic Polynomial coefficients is [Atsushi Sakai's Python Robotics](#). The coefficients are set in accordance with the laws of physics regarding linear movement. The t parameter takes the place of time in the physics equations.

The example code in Python Robotics solves the equation for the coefficients dynamically with numpy but it can be computed statically. The convenient [Symbolab Matrix Equations Calculator](#) solved the matrix of coefficients as a function of the t parameter.

The t parameter maps directly to a theoretical duration for the path. The generation process starts with a short duration, as a faster path would be ideal, and incrementally generates longer and longer paths until the robot's [Constraints](#) are met.

Note: This duration will differ from the end duration of the path after motion profiling takes place.

2.6.2 Motion Profiles

The [trapezoidal motion profile](#) is applied to the path after the 2D positions are computed with the polynomials. This motion profile constrains the maximum velocity and the maximum acceleration for the robot while leaving jerk unconstrained. The [Quintic Polynomials](#) constrain the path's acceleration and jerk but do not constrain the velocity so adding the motion profile is a necessary step.

The profile generates the target velocity and acceleration for the robot at each point along the path through two passes: a forward pass and then a backward pass. After the velocity and acceleration are determined we reference the physics equations for linear motion again to set a more accurate time stamp for each of the positions. The forward pass first sets the starting velocity to the preferred starting velocity set by the user in place of the “dummy” velocity used when calculating the polynomial. This pass then limits the velocity at each point to no greater than the maximum and then uses that new velocity value to calculate the necessary acceleration value at the previous point. The backward pass first sets the ending velocity to the preferred ending velocity and then performs roughly the same limiting as the forward pass but in reverse. These two passes get the starting and ending velocities matching the velocities set by the user and keep the path velocities within the limits.

These new velocities and accelerations are used to find new timestamps for each point along the path given the linear distance between each. These new timestamps do not last long, though, as the next step is to create new points at each increment of the dt value by interpolating between the points at the aforementioned timestamps.

2.7 Library API

2.7.1 Class Hierarchy

2.7.2 File Hierarchy

2.7.3 Full API

Namespaces

Namespace squiggles

Contents

- *Detailed Description*
- *Classes*
- *Functions*

Detailed Description

Copyright 2020 Jonathan Bayless Use of this source code is governed by an MIT-style license that can be found in the LICENSE file or at <https://opensource.org/licenses/MIT>.

Classes

- *Struct Constraints*
- *Struct ProfilePoint*
- *Struct SplineGenerator::ConstrainedState*
- *Struct SplineGenerator::GeneratedPoint*
- *Struct SplineGenerator::GeneratedVector*
- *Class ControlVector*
- *Class PassthroughModel*
- *Class PhysicalModel*
- *Class Pose*
- *Class QuinticPolynomial*
- *Class SplineGenerator*
- *Class TankModel*

Functions

- Function *squiggles::deserialize_path*
- Function *squiggles::deserialize_pathfinder_path*
- Function *squiggles::nearly_equal*
- Function *squiggles::serialize_path*
- Template Function *squiggles::sgn*

Classes and Structs

Struct Constraints

- Defined in file_include_constraints.hpp

Struct Documentation

struct `squiggles::Constraints`

Public Functions

Constraints (double *imax_vel*, double *imax_accel* = std::numeric_limits<double>::max(), double *imax_jerk* = std::numeric_limits<double>::max(), double *imin_accel* = std::nan(""))
Defines the motion constraints for a path.

Parameters

- *imax_vel*: The maximum allowable velocity for the robot in meters per second.
- *imax_accel*: The maximum allowable acceleration for the robot in meters per second per second.
- *imax_jerk*: The maximum allowable jerk for the robot in meters per second per second per second (m/s³).
- *imin_accel*: The minimum allowable acceleration for the robot in meters per second per second.

`std::string to_string() const`
Serializes the *Constraints* data for debugging.

Return The *Constraints* data.

Public Members

double **max_vel**
double **max_accel**
double **max_jerk**
double **min_accel**

Struct ProfilePoint

- Defined in file_include_geometry_profilepoint.hpp

Struct Documentation

struct squiggles::ProfilePoint

Public Functions

ProfilePoint (*ControlVector* ivector, std::vector<double> iwheel_velocities, double icurvature, double itime)
Defines a state along a motion profiled path.

Parameters

- ivector: The pose and associated dynamics at this state in the path.
- iwheel_velocities: The component of the robot's velocity provided by each wheel in meters per second.
- icurvature: The degree to which the curve deviates from a straight line at this point in 1 / meters.
- itime: The timestamp for this state relative to the start of the path in seconds.

ProfilePoint () = default

std::string **to_string** () **const**
Serializes the Profile Point data for debugging.

Return The Profile Point data.

std::string **to_csv** () **const**

bool **operator==** (const *ProfilePoint* &other) **const**

Public Members

ControlVector **vector**

std::vector<double> **wheel_velocities**

double **curvature**

double **time**

Friends

friend std::ostream &**operator**<< (std::ostream &*os*, **const** *ProfilePoint* &*p*)

Struct SplineGenerator::ConstrainedState

- Defined in file_include_spline.hpp

Nested Relationships

This struct is a nested type of *Class SplineGenerator*.

Struct Documentation

struct squiggles::*SplineGenerator*::**ConstrainedState**

An intermediate value used in the parameterization step. Adds the constrained values from the motion profile to the output from the “naive” generation step.

Public Functions

ConstrainedState (*Pose* *ipose*, double *icurvature*, double *idistance*, double *imax_vel*, double *imin_accel*, double *imax_accel*)

ConstrainedState () = default

std::string **to_string** () **const**

Public Members

Pose **pose** = *Pose*()

double **curvature** = 0

double **distance** = 0

double **max_vel** = 0

double **min_accel** = 0

double **max_accel** = 0

Struct `SplineGenerator::GeneratedPoint`

- Defined in `file_include_spline.hpp`

Nested Relationships

This struct is a nested type of *Class `SplineGenerator`*.

Struct Documentation

struct `squiggles::SplineGenerator::GeneratedPoint`

The output of the initial, “naive” generation step. We discard the derivative values to replace them with values from a motion profile.

Public Functions

GeneratedPoint (*Pose* *ipose*, double *icurvature* = 0.0)

`std::string to_string() const`

Public Members

Pose **pose**

double **curvature**

Struct `SplineGenerator::GeneratedVector`

- Defined in `file_include_spline.hpp`

Nested Relationships

This struct is a nested type of *Class `SplineGenerator`*.

Struct Documentation

struct `squiggles::SplineGenerator::GeneratedVector`

An intermediate value used in the “naive” generation step. Contains the final *GeneratedPoint* value that will be returned as well as the spline’s derivative values to perform the initial check against the constraints.

Public Functions

GeneratedVector (*GeneratedPoint* *ipoint*, double *ivel*, double *iaccel*, double *ijerk*)
`std::string to_string() const`

Public Members

GeneratedPoint **point**

double **vel**

double **accel**

double **jerk**

Class ControlVector

- Defined in file `_include_geometry_controlvector.hpp`

Class Documentation

`class squiggles::ControlVector`

Public Functions

ControlVector (*Pose* *ipose*, double *ivel* = `std::nan("")`, double *iaccel* = 0.0, double *ijerk* = 0.0)
A vector used to specify a state along a hermite spline.

Parameters

- *ipose*: The 2D position and heading.
- *ivel*: The velocity component of the vector.
- *iaccel*: The acceleration component of the vector.
- *ijerk*: The jerk component of the vector.

ControlVector () = default

`std::string to_string() const`
Serializes the Control Vector data for debugging.

Return The Control Vector data.

`std::string to_csv() const`

`bool operator==(const ControlVector &other) const`

Public Members

Pose **pose**
double **vel**
double **accel**
double **jerk**

Class PassthroughModel

- Defined in file_include_physicalmodel_passthroughmodel.hpp

Inheritance Relationships

Base Type

- public squiggles::PhysicalModel (*Class PhysicalModel*)

Class Documentation

```
class squiggles::PassthroughModel : public squiggles::PhysicalModel
```

Public Functions

PassthroughModel () = default

Defines a Physical Model that imposes no constraints of its own.

Constraints **constraints** (const *Pose* pose, double curvature, double vel) **override**

Calculate a set of stricter constraints for the path at the given state than the general constraints based on the robot's kinematics.

Parameters

- pose: The 2D pose for this state in the path.
- curvature: The change in heading at this state in the path in 1 / meters.
- vel: The linear velocity at this state in the path in meters per second.

std::vector<double> **linear_to_wheel_vels** (double lin_vel, double curvature) **override**

Converts a linear velocity and desired curvature into the component for each wheel of the robot.

Parameters

- linear: The linear velocity for the robot in meters per second.
- curvature: The change in heading for the robot in 1 / meters.

std::string **to_string** () **const override**

Class PhysicalModel

- Defined in file_include_physicalmodel_physicalmodel.hpp

Inheritance Relationships

Derived Types

- `public squiggles::PassthroughModel` (*Class PassthroughModel*)
- `public squiggles::TankModel` (*Class TankModel*)

Class Documentation

class `squiggles::PhysicalModel`

Subclassed by *squiggles::PassthroughModel*, *squiggles::TankModel*

Public Functions

Constraints **constraints** (**const** *Pose* *pose*, double *curvature*, double *vel*) = 0

Calculate a set of stricter constraints for the path at the given state than the general constraints based on the robot's kinematics.

Parameters

- *pose*: The 2D pose for this state in the path.
- *curvature*: The change in heading at this state in the path in 1 / meters.
- *vel*: The linear velocity at this state in the path in meters per second.

`std::vector<double> linear_to_wheel_vels` (double *linear*, double *curvature*) = 0

Converts a linear velocity and desired curvature into the component for each wheel of the robot.

Parameters

- *linear*: The linear velocity for the robot in meters per second.
- *curvature*: The change in heading for the robot in 1 / meters.

`std::string to_string()` **const** = 0

Class Pose

- Defined in file_include_geometry_pose.hpp

Class Documentation

class squiggles::Pose

Public Functions

Pose (double *ix*, double *iy*, double *iyaw*)
Specifies a point and heading in 2D space.

Parameters

- *ix*: The x position of the point in meters.
- *iy*: The y position of the point in meters.
- *iyaw*: The heading at the point in radians.

Pose () = default

double **dist** (const Pose &*other*) const
Calculates the Euclidean distance between this pose and another.

Return The distance between this pose and Other.

Parameters

- *other*: The point from which the distance will be calculated.

std::string **to_string** () const
Serializes the Pose data for debugging.

Return The Pose data.

std::string **to_csv** () const

bool **operator==** (const Pose &*other*) const

Public Members

double **x**

double **y**

double **yaw**

Class QuinticPolynomial

- Defined in file_include_math_quinticpolynomial.hpp

Class Documentation

class squiggles::QuinticPolynomial

Public Functions

QuinticPolynomial (double *s_p*, double *s_v*, double *s_a*, double *g_p*, double *g_v*, double *g_a*, double *t*)
Defines the polynomial function for a spline in one dimension.

Parameters

- *s_p*: The starting position of the curve in meters.
- *s_v*: The starting velocity of the curve in meters per second.
- *s_a*: The starting acceleration of the curve in meters per second per second.
- *g_p*: The goal or ending position of the curve in meters.
- *g_v*: The goal or ending velocity of the curve in meters per second.
- *g_a*: The goal or ending acceleration of the curve in meters per second per second.
- *t*: The desired duration for the curve in seconds.

double **calc_point** (double *t*)
Calculates the values of the polynomial and its derivatives at the given time stamp.

double **calc_first_derivative** (double *t*)

double **calc_second_derivative** (double *t*)

double **calc_third_derivative** (double *t*)

std::string **to_string** () **const**
Serializes the Quintic Polynomial data for debugging.

Return The Quintic Polynomial data.

Protected Attributes

double **a0**
The coefficients for each term of the polynomial.

double **a1**

double **a2**

double **a3**

double **a4**

double **a5**

Class SplineGenerator

- Defined in file_include_spline.hpp

Nested Relationships

Nested Types

- *Struct SplineGenerator::ConstrainedState*
- *Struct SplineGenerator::GeneratedPoint*
- *Struct SplineGenerator::GeneratedVector*

Class Documentation

```
class squiggles::SplineGenerator
```

Public Functions

```
SplineGenerator (Constraints   iconstraints,   std::shared_ptr<PhysicalModel>   imodel   =  
                  std::make_shared<PassthroughModel>(), double idt = 0.1)  
    Generates curves that match the given motion constraints.
```

Parameters

- *iconstraints*: The maximum allowable values for the robot's motion.
- *imodel*: The robot's physical characteristics and constraints
- *idt*: The difference in time in seconds between each state for the generated paths.

```
std::vector<ProfilePoint> generate (std::vector<Pose> iwaypoints)  
    Creates a motion profiled path between the given waypoints.
```

Note currently only two waypoints are supported for a given path.

Return A series of robot states defining a path between the poses.

Parameters

- *iwaypoints*: The list of poses that the robot should reach along the path.

```
std::vector<ProfilePoint> generate (std::initializer_list<Pose> iwaypoints)
```

```
std::vector<ProfilePoint> generate (std::vector<ControlVector> iwaypoints)  
    Creates a motion profiled path between the given waypoints.
```

NOTE: currently only two waypoints are supported for a given path.

Return A series of robot states defining a path between the vectors.

Parameters

- *iwaypoints*: The list of vectors that the robot should reach along the path.

```
std::vector<ProfilePoint> generate (std::initializer_list<ControlVector> iwaypoints)
```

Protected Functions

template<class **Iter**>

std::vector<*ProfilePoint*> **_generate** (*Iter start*, *Iter end*)

The actual function called by the “generate” functions.

Return The points from each path concatenated together

Parameters

- *start*: An iterator pointing to the first *ControlVector* in the path
- *end*: An iterator pointing to the last *ControlVector* in the path

std::vector<*GeneratedPoint*> **gen_raw_path** (*ControlVector start*, *ControlVector end*)

Performs the “naive” generation step.

This step calculates the spline polynomials that fit within the *SplineGenerator*’s acceleration and jerk constraints and returns the points that form the curve.

std::vector<*ProfilePoint*> **parameterize** (**const** *ControlVector start*, **const** *ControlVector end*, **const** std::vector<*GeneratedPoint*> &*raw_path*, **const** double *preferred_start_vel*, **const** double *preferred_end_vel*)

Imposes a linear motion profile on the raw path.

This step creates the velocity and acceleration values to command the robot at each point along the curve.

std::vector<*ProfilePoint*> **integrate_constrained_states** (std::vector<*ConstrainedState*> *constrainedStates*)

Finds the new timestamps for each point along the curve based on the motion profile.

ProfilePoint **get_point_at_time** (**const** *ControlVector start*, **const** *ControlVector end*, std::vector<*ProfilePoint*> *points*, double *t*)

Finds the *ProfilePoint* on the profiled curve for the given timestamp.

This with interpolate between points on the curve if a point with an exact matching timestamp is not found.

ProfilePoint **lerp_point** (*QuinticPolynomial x_qp*, *QuinticPolynomial y_qp*, *ProfilePoint start*, *ProfilePoint end*, double *i*)

Linearly interpolates between points along the profiled curve.

QuinticPolynomial **get_x_spline** (**const** *ControlVector start*, **const** *ControlVector end*, **const** double *duration*)

Returns the spline curve for the given control vectors and path duration.

QuinticPolynomial **get_y_spline** (**const** *ControlVector start*, **const** *ControlVector end*, **const** double *duration*)

void **enforce_accel_lims** (*ConstrainedState *state*)

Applies the general constraints and model constraints to the given state.

void **forward_pass** (*ConstrainedState *predecessor*, *ConstrainedState *successor*)

Imposes the motion profile constraints on a segment of the path from the perspective of iterating forwards through the path.

void **backward_pass** (*ConstrainedState *predecessor*, *ConstrainedState *successor*)

Imposes the motion profile constraints on a segment of the path from the perspective of iterating backwards through the path.

double **vf** (double *vi*, double *a*, double *ds*)

Calculates the final velocity for a path segment.

double **ai** (double *vf*, double *vi*, double *s*)

Calculates the initial acceleration needed to match the segments' velocities.

Protected Attributes

Constraints **constraints**

The maximum allowable values for the robot's motion.

std::shared_ptr<*PhysicalModel*> **model**

Defines the physical structure of the robot and translates the linear kinematics to wheel velocities.

double **dt**

The time difference between each value in the generated path.

const int **T_MIN** = 2

The minimum and maximum durations for a path to take. A larger range allows for longer possible paths at the expense of a longer path generation time.

const int **T_MAX** = 15

const double **K_DEFAULT_VEL** = 0.12

This factor is used to create a "dummy velocity" in the initial path generation step one or both of the preferred start or end velocities is zero. The velocity will be replaced with the preferred start/end velocity in parameterization but a nonzero velocity is needed for the spline calculation.

This was 1.2 in the WPILib example but that large of a value seems to create wild paths, 0.12 worked better in testing with VEX-sized paths.

Protected Static Attributes

constexpr double **K_EPSILON** = 1e-5

Values that are closer to each other than this value are considered equal.

struct **ConstrainedState**

An intermediate value used in the parameterization step. Adds the constrained values from the motion profile to the output from the "naive" generation step.

Public Functions

ConstrainedState (*Pose* *ipose*, double *icurvature*, double *idistance*, double *imax_vel*, double *imin_accel*, double *imax_accel*)

ConstrainedState () = default

std::string **to_string** () const

Public Members

Pose **pose** = *Pose*()

double **curvature** = 0

double **distance** = 0

double **max_vel** = 0

double **min_accel** = 0

```
double max_accel = 0
```

struct GeneratedPoint

The output of the initial, “naive” generation step. We discard the derivative values to replace them with values from a motion profile.

Public Functions

```
GeneratedPoint (Pose ipose, double icurvature = 0.0)
```

```
std::string to_string() const
```

Public Members

```
Pose pose
```

```
double curvature
```

struct GeneratedVector

An intermediate value used in the “naive” generation step. Contains the final *GeneratedPoint* value that will be returned as well as the spline’s derivative values to perform the initial check against the constraints.

Public Functions

```
GeneratedVector (GeneratedPoint ipoint, double ivel, double iaccel, double ijerk)
```

```
std::string to_string() const
```

Public Members

```
GeneratedPoint point
```

```
double vel
```

```
double accel
```

```
double jerk
```

Class TankModel

- Defined in file_include_physicalmodel_tankmodel.hpp

Inheritance Relationships

Base Type

- public squiggles::PhysicalModel (*Class PhysicalModel*)

Class Documentation

```
class squiggles::TankModel : public squiggles::PhysicalModel
```

Public Functions

TankModel (double *itrack_width*, *Constraints* *ilinear_constraints*)

Defines a model of a tank drive or differential drive robot.

Parameters

- *itrack_width*: The distance between the the wheels on each side of the robot in meters.
- *ilinear_constraints*: The maximum values for the robot's movement.

Constraints **constraints** (const *Pose* *pose*, double *curvature*, double *vel*) **override**

Calculate a set of stricter constraints for the path at the given state than the general constraints based on the robot's kinematics.

Parameters

- *pose*: The 2D pose for this state in the path.
- *curvature*: The change in heading at this state in the path in 1 / meters.
- *vel*: The linear velocity at this state in the path in meters per second.

std::vector<double> **linear_to_wheel_vels** (double *lin_vel*, double *curvature*) **override**

Converts a linear velocity and desired curvature into the component for each wheel of the robot.

Parameters

- *linear*: The linear velocity for the robot in meters per second.
- *curvature*: The change in heading for the robot in 1 / meters.

std::string **to_string** () **const override**

Functions

Function squiggles::deserialize_path

- Defined in file_include_io.hpp

Function Documentation

std::optional<std::vector<*ProfilePoint*>> squiggles::deserialize_path (std::istream &*in*)

Converts CSV data into a path.

Function `squiggles::deserialize_pathfinder_path`

- Defined in `file_include_io.hpp`

Function Documentation

```
std::optional<std::vector<ProfilePoint>> squiggles::deserialize_pathfinder_path (std::istream  
                                                                           &left,  
                                                                           std::istream  
                                                                           &right)
```

Converts CSV data from the Pathfinder library's format to a Squiggles path.

NOTE: this code is copied almost exactly from Jaci Brunning's Pathfinder library. The source for this code can be found at: <https://github.com/JaciBrunning/Pathfinder/blob/master/Pathfinder-Core/src/io.c>

Function `squiggles::nearly_equal`

- Defined in `file_include_math_utils.hpp`

Function Documentation

```
bool squiggles::nearly_equal (const double &a, const double &b, double epsilon = 1e-5)
```

Function `squiggles::serialize_path`

- Defined in `file_include_io.hpp`

Function Documentation

```
int squiggles::serialize_path (std::ostream &out, std::vector<ProfilePoint> path)  
    Writes the path data to a CSV file.
```

Template Function `squiggles::sgn`

- Defined in `file_include_math_utils.hpp`

Function Documentation

```
template<class T>  
int squiggles::sgn (T v)  
    Returns the sign value of the given value.
```

Return 1 if the value is positive, -1 if the value is negative, and 0 if the value is 0.

Defines

Define **UNUSED**

- Defined in file_include_physicalmodel_physicalmodel.hpp

Define Documentation

UNUSED (*var*)

Copyright 2020 Jonathan Bayless

Use of this source code is governed by an MIT-style license that can be found in the LICENSE file or at <https://opensource.org/licenses/MIT>.

2.8 Release Notes

2.8.1 0.1.0

Initial Public Release

2.9 Resources

The following resources were referenced during the writing of Squiggles:

- [Team 254's contributions to WPILib](#)
- [Jaci Brunning's Pathfinder Library](#)
- [Atsushi Sakai's Python Robotics](#)

S

squiggles::Constraints (C++ struct), 14
 squiggles::Constraints::Constraints (C++ function), 14
 squiggles::Constraints::max_accel (C++ member), 15
 squiggles::Constraints::max_jerk (C++ member), 15
 squiggles::Constraints::max_vel (C++ member), 15
 squiggles::Constraints::min_accel (C++ member), 15
 squiggles::Constraints::to_string (C++ function), 14
 squiggles::ControlVector (C++ class), 18
 squiggles::ControlVector::accel (C++ member), 19
 squiggles::ControlVector::ControlVector (C++ function), 18
 squiggles::ControlVector::jerk (C++ member), 19
 squiggles::ControlVector::operator== (C++ function), 18
 squiggles::ControlVector::pose (C++ member), 19
 squiggles::ControlVector::to_csv (C++ function), 18
 squiggles::ControlVector::to_string (C++ function), 18
 squiggles::ControlVector::vel (C++ member), 19
 squiggles::deserialize_path (C++ function), 27
 squiggles::deserialize_pathfinder_path (C++ function), 28
 squiggles::nearly_equal (C++ function), 28
 squiggles::PassthroughModel (C++ class), 19
 squiggles::PassthroughModel::constraints (C++ function), 19
 squiggles::PassthroughModel::linear_to_wheel_vels (C++ function), 19
 squiggles::PassthroughModel::PassthroughModel (C++ function), 19
 squiggles::PassthroughModel::to_string (C++ function), 19
 squiggles::PhysicalModel (C++ class), 20
 squiggles::PhysicalModel::constraints (C++ function), 20
 squiggles::PhysicalModel::linear_to_wheel_vels (C++ function), 20
 squiggles::PhysicalModel::to_string (C++ function), 20
 squiggles::Pose (C++ class), 21
 squiggles::Pose::dist (C++ function), 21
 squiggles::Pose::operator== (C++ function), 21
 squiggles::Pose::Pose (C++ function), 21
 squiggles::Pose::to_csv (C++ function), 21
 squiggles::Pose::to_string (C++ function), 21
 squiggles::Pose::x (C++ member), 21
 squiggles::Pose::y (C++ member), 21
 squiggles::Pose::yaw (C++ member), 21
 squiggles::ProfilePoint (C++ struct), 15
 squiggles::ProfilePoint::curvature (C++ member), 16
 squiggles::ProfilePoint::operator== (C++ function), 15
 squiggles::ProfilePoint::operator<< (C++ function), 16
 squiggles::ProfilePoint::ProfilePoint (C++ function), 15
 squiggles::ProfilePoint::time (C++ member), 16
 squiggles::ProfilePoint::to_csv (C++ function), 15
 squiggles::ProfilePoint::to_string (C++ function), 15
 squiggles::ProfilePoint::vector (C++ member), 16
 squiggles::ProfilePoint::wheel_velocities (C++ member), 16
 squiggles::QuinticPolynomial (C++ class), 22

member), [25](#)
squiggles::SplineGenerator::T_MIN (C++
member), [25](#)
squiggles::SplineGenerator::vf (C++ *func-*
tion), [24](#)
squiggles::TankModel (C++ *class*), [27](#)
squiggles::TankModel::constraints (C++
function), [27](#)
squiggles::TankModel::linear_to_wheel_vels
(C++ *function*), [27](#)
squiggles::TankModel::TankModel (C++
function), [27](#)
squiggles::TankModel::to_string (C++
function), [27](#)

U

UNUSED (C *macro*), [29](#)